



WORKS MANAGEMENT

Draft User's Manual - Version WM 1.0



JUNE, 2016

EGOVERNMENTS FOUNDATION
Bangalore



Table of Contents

Master Data Process.....	4
Create and Manage Milestone Templates	4
Create and Manage Contractors	9
Create and Manage Contractor Grade	14
Engineering Works Data Management	16
Line Estimate.....	16
Create and Manage Line Estimate.....	16
Line Estimate Processing	20
Create and Manage Spillover Line Estimate	24
Letter of Acceptance (LoA)	27
Contractor Bill	31
Track Milestone	36
Create Milestone	36
View Milestone	40
Track Milestone	41
Tracked Milestone View	43
Works Administration	45
Cancel Line Estimate.....	45
Cancel LoA	48
Cancel Contractor Bill	51
Cancel Milestone	53
Engineering Works Information Management	55
Works Progress Register.....	55
Estimate Appropriation Register	56
Estimate Abstract Report By Department	57
Estimate Abstract Report By Type of Work	58





Master Data Process

Master data in Works Management Module derived based on ULB Level requirements, standard procedures and practices. ULB system administrators provided privilege to add certain master data and some of the seeded master data loaded into the system.

- Departments
 - Functions
 - Fund
 - Work Type
 - Sub Work Type
 - Wards
 - Locations
 - Budget head
 - Scheme
 - Sub scheme
-
- Milestone Template
 - Contractors
 - Contractor Grades

Create and Manage Milestone Templates

Engineering Department normally takes up homogeneous works and projects of different nature of works. Each nature of work broadly comprises of similar tasks. For repeated use, milestone templates can be created for each type of work or even optionally sub type of work. Multiple milestone templates can be created for each type of work depending on the requirements.

Step 1: Open the Create Milestone Template by clicking on it

Path: Applications>Works>Masters>Milestone Template>Create Milestone Template

Tip: Type Create Milestone Template in Search Menu

Step 2: Enter Details for New Milestone Template

Create Milestone Template

Template Code *	<input type="text"/>	Status	ACTIVE
Template Name *	<input type="text"/>	Template Description *	<input type="text"/>
Type of Work *	-----Select-----	Subtype of Work	-----Select-----

Template Activity Details			Add Template Activity
Stage Order No	Stage Description	Percentage of Stage *	Delete
Click On Add Template Activity button to Add Template Activity			
		Total:	0

Save

Clear

Close






- Unique Template Code consisting of 6 alpha numeric indicate Type of Work (3 Characters in caps) and 3 digits of running number starting from 001 shall be entered.
- Status can be active for using the template in Letter of Acceptance.
- Unique name of the Template shall be entered
- Further description of template shall be entered in Template Description Field.
- Select the appropriate Type of Work from the list.
- Optionally select the appropriate Sub Type of Work from the list.
- Click on Add Template Activity to add row. Multiple rows can be added depending on the requirements.

Create Milestone Template

Template Code *	EQP001	Status	ACTIVE
Template Name *	Equipments Procurement	Template Description *	Equipment Procurement & Installation
Type of Work *	Equipment	Subtype of Work	-----Select-----

Template Activity Details

Add Template Activity

Stage Order No *	Stage Description *	Percentage of Stage *	Delete
<input type="text" value="1"/>	<input type="text" value="Inspection of Supply Items in Supplier Premises"/>	<input type="text" value="10"/>	
<input type="text" value="2"/>	<input type="text" value="Receive Equipment On Site"/>	<input type="text" value="40"/>	
<input type="text" value="3"/>	<input type="text" value="Installation and Commission of Equipment"/>	<input type="text" value="25"/>	
<input type="text" value="4"/>	<input type="text" value="Operation and Maintenance Knowledge Transfer"/>	<input type="text" value="15"/>	
<input type="text" value="5"/>	<input type="text" value="QC and Installation Completion Report"/>	<input type="text" value="10"/>	
Total:		100	

Save

Clear

Close

- To remove unwanted row in Template Activity Details delete button shown in the required row may be clicked.
- Click on the save button to store the Milestone Template Data.
- The sum of percentage entered against each stage order should be equal to 100.

Milestone Template with Template code EQP001 is saved successfully

Template Code	EQP001	Status	ACTIVE
Template Name	Equipments Procurement	Template Description	Equipment Procurement & Installation
Type of Work	Equipment	Subtype of Work	

Template Activity Details

Stage Order No	Description	Percentage
1.0	Inspection of Supply Items in Supplier Premises	10.0
2.0	Receive Equipment On Site	40.0
3.0	Installation and Commission of Equipment	25.0
4.0	Operation and Maintenance Knowledge Transfer	15.0
5.0	QC and Installation Completion Report	10.0

- Once data saved above confirmation displayed.
- Click on Close button to go back to previous window

Step 3: Open the Modify Milestone Template by clicking on it

Path: Applications>Works>Masters>Milestone Template>Modify Milestone Template

Tip: Type Modify Milestone Template in Search Menu

Click on Search Button to list already created Milestone Template

Search Milestone Template

Search Criteria

Type of Work * Subtype of Work

Template Code Template Status

Search Result

One item found.1

Select	SI No	Template Code	Template Name	Template Description	Type of Work	SubType of Work	Status
<input type="radio"/>	1	EQP001	Equipments Procurement	Equipment Procurement & Installation	Equipment		ACTIVE

Step4: Select on required listed Milestone Template for modification

Modify Milestone Template

Template Code * Status

Template Name * Template Description *

Type of Work * Subtype of Work

Template Activity Details

Stage Order No *	Stage Description *	Percentage of Stage *	Delete
<input type="text" value="1.0"/>	<input type="text" value="Inspection of Supply Items in Supplier Premises"/>	<input type="text" value="10.0"/>	<input type="button" value="X"/>
<input type="text" value="2.0"/>	<input type="text" value="Receive Equipment On Site"/>	<input type="text" value="40.0"/>	<input type="button" value="X"/>
<input type="text" value="3.0"/>	<input type="text" value="Installation and Commission of Equipment"/>	<input type="text" value="25.0"/>	<input type="button" value="X"/>
<input type="text" value="4.0"/>	<input type="text" value="Operation and Maintenance Knowledge Transfer"/>	<input type="text" value="15.0"/>	<input type="button" value="X"/>
<input type="text" value="5.0"/>	<input type="text" value="QC and Installation Completion Report"/>	<input type="text" value="10.0"/>	<input type="button" value="X"/>
Total:		100	

- Modify the information in the relevant field based on requirements.

- Click on save button to save the modifications.

Step 5: Open the View Milestone Template by clicking on it

Path: Applications>Works>Masters>Milestone Template>View Milestone Template

Tip: Type View Milestone Template in Search Menu

Search Milestone Template

Search Criteria

Type of Work *

Roads, Drains, Bridges and Flyovers

Subtype of Work

-----Select-----

Template Code

Template Status

-----Select-----

Search

Reset

Close

Search Result

One item found.1

Sl No	Template Code	Template Name	Template Description	Type of Work	SubType of Work	Status
1	CCR001	Cement and Concrete Road	New Cement and Concrete Road Formation	Roads, Drains, Bridges and Flyovers	Roads	ACTIVE

- Select Type of work from the list and click on Search Button to list Templates
- Click on relevant listed record to view.

View Milestone Template

Template Code	CCR001	Status	ACTIVE
Template Name	Cement and Concrete Road	Template Description	New Cement and Concrete Road Formation
Type of Work	Roads, Drains, Bridges and Flyovers	Subtype of Work	Roads

Template Activity Details

Stage Order No	Description	Percentage
10.0	Quality Plan	10.0
20.0	Cement and SCM conformance reports and sample	5.0
30.0	Curing compound reference sample report	10.0
40.0	Certification of proposed sealant conformance and all relevant test results	5.0
50.0	Notification of variation(s) to an authorised mix	5.0
60.0	Survey report comparing actual and contract base invert levels	5.0
70.0	Curing compound first and subsequent deliveries report(s)	10.0
80.0	Other Stages	50.0

Close

- Click on Close button to go back to home screen.

Create and Manage Contractors

Contractor information is essential for Deposits like (EMD, RMD, FSD, ASD etc) which normally paid subsequently with laps of significant time. Multiple time contractor information is required in various stages of process from LoA to Cheque or Fund Transfer and also effect the deductions and make remittance to the concerned authorities with appropriate reference of Contractor.

Broadly contractor contact data, PAN, TIN and Bank Account data required to be collected and stored for repeated usage.

Step 1: Open the Create Contractor by clicking on it

Path: Applications>Works>Masters>Contractors>Create Contractor

Tip: Type Create Contractor in Search Menu

Contractor Master

Contractor Code *

Name *

Correspondence Address

Payment Address

Contact Person

Email

Narration

PAN No

TIN No

Bank

select

IFSC Code

Bank Account Number

PWD Approval Code

Exempted from

select

Contractor Details

Add Contractor Detail

Sl No	Department	Registration No	Contractor Class	Status	From Date	To Date	Delete
1	--- Select ---	<input type="text"/>	--- Select ---	Active	<input type="text"/>	<input type="text"/>	

Save

Clear

Close



Step 2: Enter Details of New Contractor

Tip: Contractor Details need to be searched to confirm non-existing of contractor data already in the system.

- Short Name of ULB and 4 digit running serial number shall be entered in Contractor Code Filed.
- Exact name of the contractor shall be entered in Name field.
- Though rest of the fields are optional it is wise to enter all the fields with relevant and correct information.
- PAN and TIN numbers may be ensured collect and entered correctly
- Bank Details of Contractor may be obtained and entered correctly. Based on this information NIFT/RTGS remittances directly to the contractor account can be ensured.
- Some contractors are exempted from income tax and sales taxes, that information may be capture in exempted from field.
- Contractor registration details can be captured at the department level and same contractor can be registered with different departments in the ULB during the same time period.
- After entering the details Press Save Button to Save the Record.

Step 3: Open the View/Modify Contractor by clicking on it

Path: Applications>Works>Masters>Contractors>View/Modify Contractor

Tip: Type View/Modify Contractor in Search Menu

- Enter partial or full values in Search Criteria then Click on Search Button to list all existing Contractors (Maximum 30 Contractors displayed in each page)

Search Contractor

Search Criteria

Name	<input type="text"/>	Contractor Code	<input type="text"/>
Department	--- Select ---	Status	--- Select ---
Contractor Class	--- Select ---		

Search Result

219 items found, displaying 1 to 30.[First/Prev] 1, 2, 3, 4, 5, 6, 7, 8 [Next/Last]

Select	Sl No	Contractor Name	Contractor Code	Contractor Class	Status
<input type="radio"/>	1	G.Basheer Ahmed	KMC001		Active
<input type="radio"/>	2	A.Lakshman Swamy	KMC002		Active
<input type="radio"/>	3	A.Premalatha	KMC003		Active
<input type="radio"/>	4	A.Sreeman Narayana Reddy	KMC004		Active

Step4: Select any listed Contractor and Click on View Button for detailed view

<input type="radio"/>	26	C.Venu Gopal Reddy	KMC026		Active
<input type="radio"/>	27	C.Zakir Ahmed	KMC027		Active
<input checked="" type="radio"/>	28	Chuchu Chunna Devudu Ministries (Bayer Prayer Hall)	KMC028		Active
<input type="radio"/>	29	G.Lakshmi Reddy	KMC029		Active
<input type="radio"/>	30	G.Mahaboob Basha	KMC030		Active



View Contractor

Contractor Code	KMC028	Name	Chuchu Chunna Devudu Ministries (Bayer Prayer Hall)
Correspondence Address	#N/A	Payment Address	
Contact Person		Email	
Narration			
PAN No	AACAC0384N	TIN No	
Bank		IFSC Code	
Bank Account Number		PWD Approval Code	
Exempted from			

Contractor Details

SI No	Department	Registration No	Contractor Class	Status	From Date	To Date
1	ENGINEERING			Active	01/04/2015	31/03/2016

- Click on Close button to go back to Home Screen

Step 5: View and Modify require similar navigation and search, however for editing contractor information Modify button shall be clicked.

Search Result

219 items found, displaying 211 to 219. [First/Prev] 1, 2, 3, 4, 5, 6, 7, 8 [Next/Last]

Select	Sl No	Contractor Name	Contractor Code	Contractor Class	Status
<input type="radio"/>	211	S.Basha	KMC140		Active
<input type="radio"/>	212	M/s Jyosthna Agencies, Knl	KMC090		Active
<input type="radio"/>	213	G.Md.Ismail	KMC033		Active
<input checked="" type="radio"/>	214	Assistant Engineer, KMC, Kurnool	KMC201		Active
<input type="radio"/>	215	Pocha Venkat Reddy	KMC130		Active
<input type="radio"/>	216	BJAYA KUSUMA	KMC189		Active
<input type="radio"/>	217	Javeed Ali S/o Shaik Syed Ahamed	KMC047		Active
<input type="radio"/>	218	K.Prabhakar	KMC058		Active
<input type="radio"/>	219	Shiva Shekhar	KMC183		Active

View

Modify

Close

- Select Contractor details to edit and click on Modify Button

Contractor Code *
KMC201

Name *
Assistant Engineer, KMC, Kurnool

Correspondence Address
KMC

Contact Person

Narration

PAN No

Bank
select

Bank Account Number

Exempted from
select

Payment Address

Email

TIN No

IFSC Code

PWD Approval Code

Contractor Details

Add Contractor Detail

Modify
Close

- Modify the information in the relevant field based on requirements.
- Contractors can be even made inactive or black listed or debarred using this feature.
- Click on Modify button to effect the changes.
- Click on Close button to go back to home screen.

Create and Manage Contractor Grade

Contractor Grading Based on Financials, Performance, Experience, Quality, Quantity, Response, Commitments On Hand etc parameters are essential to manage the continuous and huge ULB spending through contractors. Policies and Procedures may be finalized from the Department keeping the requirements in mind in respect of Contractor Grading on various parameters. Works Management Module enabled the capability of Grading Contractors.

Step 1: Open the Create Contractor Grade by clicking on it

Path: Applications>Works>Masters>Contractors Grade> Create Contractor Grade

Tip: Type Create Contractor Grade in Search Menu

Create Contractor Grade

Create Contractor Grade

Grade *
A

Description *
Class-A

Minimum Amount *
10000000

Maximum Amount *
1000000000

Save

Clear

Close

- Enter the details in the fields
- Click on Save button to store the data

• **The Contractor Grade was saved successfully**

Grade	A	Description	Class-A
Minimum Amount	10000000.00	Maximum Amount	1000000000.00

MODIFY

VIEW

Close

- Click on Close Button to go back to home window

Step 2: Open the View/Edit Contractor Grade by clicking on it

Path: Applications>Works>Masters>Contractors Grade> View/Edit Contractor Grade

Tip: Type View/Edit Contractor Grade in Search Menu

- Click on Search button to list all the stored Contractor Grades

Search Contractor Grade

Search Criteria

Grade

Minimum Amount

Maximum Amount

Search Result

One item found.1

Sl.No	Grade	Description	Minimum Amount	Maximum Amount	Edit/View
1	A	Class-A	10000000.00	1000000000.00	<input type="button" value="Edit"/> <input type="button" value="View"/>

- Click on View button to view the details
- Click on Edit button to modify the details
- Click Close Button to go back to previous window.

Engineering Works Data Management

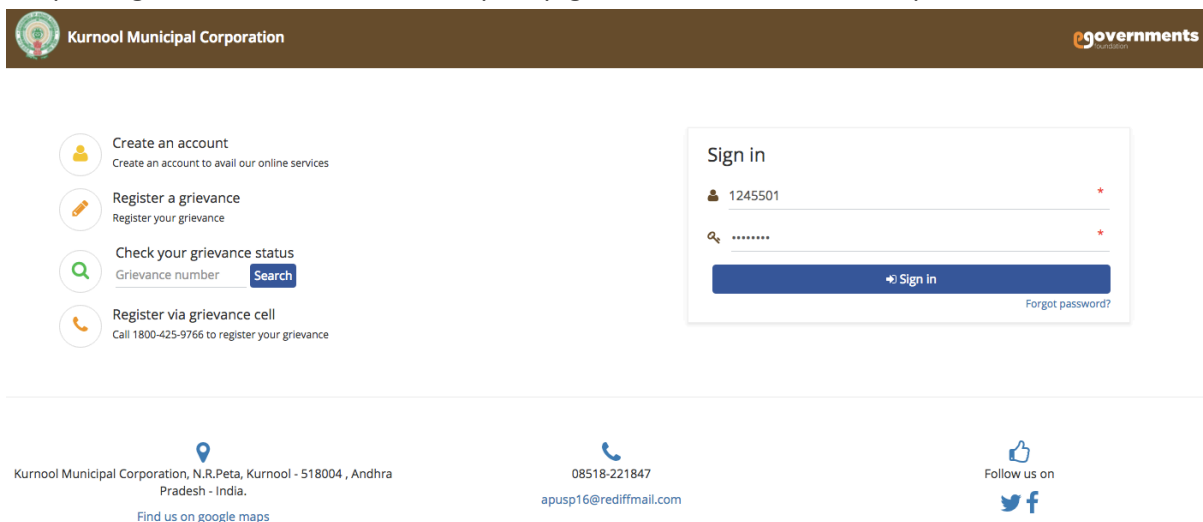
Line Estimate

Engineering work requirement felt based on routine process of ULB such as requisition from citizen, colony association, people representatives as well as department inspections. Identified work requirement need to be assessed for feasibility to take up on various aspects such as technical feasibility, budget availability, administrative and technical sanctions based on set rules.

As a first step to take up the work, Estimate need to be prepared. Abstract Estimate normally prepared to cover every possible requirement of the work and resulted quantitative and financial requirements. Based on abstract estimate file shall be put up for Budget availability check, Administrative Sanction as well as Technical Sanction. Following steps need to be performed as part of digitization of Estimate online.

Create and Manage Line Estimate

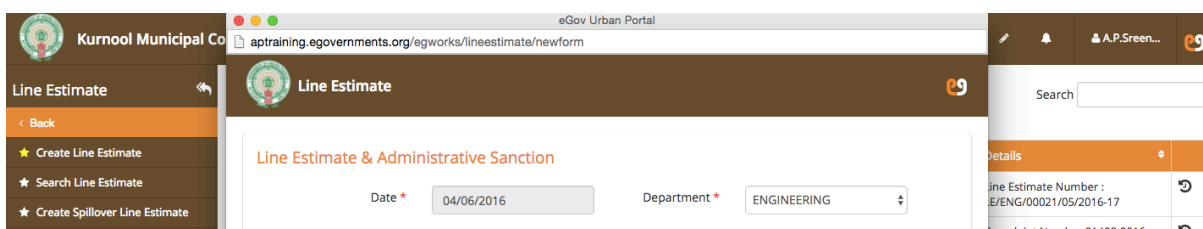
Step 1: Sign in <ULB Name>.emunicipal.ap.gov.in with username and password.



Step 2: Open Create Line Estimate Screen in Works Management Application

Path: Applications>Works Management>Line Estimate>Create Line Estimate

Tip: Create Line estimate can be added to favorites for easy access



Step 3: Enter the details in Line Estimate Screen. * marked fields need to be filled mandatorily and other fields are optional. Transaction data can be saved after providing all the mandatory data.

Step 4: Line Estimate Work Details.

Line Estimate & Administrative Sanction

Date *	04/06/2016	Department *	ENGINEERING
Subject *	Road Formation and Laying of 30 Feet BT Road in Srinivas Nagar Colony		
Reference *	Srinivas Nagar Colony Association Requested for formation of Link Road from D.No 1-2-3 to 1,2,9	Description *	Association requested road facilitate easy access to Market road
Ward *	Election ward 2	Location	Srinivasa Nagar
Slum Work *	<input type="radio"/>	Non Slum Work *	<input checked="" type="radio"/>
Nature Of Work *	Capital Works	Type Of Work *	Roads, Drains, Bridges and Flyovers
Sub Type Of Work	Roads	Mode Of Allotment *	ePROCUREMENT

- 1) As the Line Estimate entered on real time basis current date shall be displayed which cannot be modified.
- 2) Based on the accessed user the Department Field gets filled, which cannot be modified. However, the accessed user is responsible for more than one department and departments assigned to the user get listed for selection.
- 3) Brief description of proposed work should be entered in Subject Field.
- 4) Basis for the proposal shall be entered in Reference Field
- 5) Important points for the proposal such as benefits, urgency, feasibility of proposal should be entered.
- 6) Relevant Election ward to be selected from the list. To get the list populated user can enter "Ele" to display the list.
- 7) Location Filed is optional. All the locations gets listed and relevant location to be selected.
- 8) Works taken up in slums shall be identified by clicking on radio button of Slum Work. For other works Non Slum radio button shall be opted.
- 9) For slum work user has to give Slum Type and Beneficiary from the lists mandatorily.
- 10) Nature of Work comprises of Original (Capital) or Repair and Maintenance work.
- 11) Type of work comprises of broad categories of works normally taken up by the Engineering Department with an additional optional field of Sub Type of Work for further classification.
- 12) Proposed mode of work allotment shall be indicated based on the requirements. In normal circumstances it would be eProcurement.

Step 5: Line Estimate – Financial Details.

Financial Details

Fund *	<input type="text" value="Municipal Fund"/>	Function *	<input type="text" value="2100 - Roads and Pavement"/>
Budget Head *	<input type="text" value="4123002-CWIP-Black Topped Roads"/>		
Scheme	<input type="text" value="14th Finance Commission"/>	Sub scheme	<input type="text" value="Select from below"/>

- 1) Fill Fund from the list.
- 2) Select relevant Function from the List, Function list is filtered based on the selected fund
- 3) Select relevant Budget Head from the List, Budget head list is narrowed down based on the fund , function selected and the nature of work
- 4) Selected budget head should have the project code as sub-ledger or else application will throw an error. User has to go to COA masters, do the mapping and proceed for line estimate creation.
- 5) Scheme can be selected to from the list for identification of scheme works. This will facilitate issuance of Utilization Certificate based on the Scheme Code entered by the user. Though the Scheme Field is optional it would be prudent to enter the correct scheme code.
- 6) Further sub components in the scheme can be selected from the list. This is optional field.

Step 6: Work Details.

Work Details

S. No.	Name Of The Work *	Estimated Amount *	Quantity *	UOM *	Beneficiary *	Action
1	<input type="text" value="Formation fo BT Road in Srinivas Nagar Colony for Connectivity"/>	<input type="text" value="1234567"/>	<input type="text" value="73"/>	<input type="text" value="Running Meteres"/>	<input type="text" value="Srinivas Nagar Population 2234"/>	
Total		1234567				

- 1) Caption of the proposed work can be entered.
- 2) Sum of abstract estimate shall be entered in Estimated Amount
- 3) As it is line estimate outcome quantity if identifiable can be entered.

- 4) Unit of Measurement of entered Quantity need to be specified in UOM Field.
- 5) Proposed work beneficiary/beneficiary group and targeted outcome shall be specified.
- 6) Similar nature proposals can be added with Add Row Button.
- 7) For Deletion of Row in Action Filed Delete symbol can be clicked to delete the row.

Step 7: Upload and Approval Authority Information.

Upload Documents

KMC-AE-ROAD ...s Nagar.xlsx

Screen Shot 2....21.25 am.png

Approval Details



Approver Department *

Approver Designation *

Approver *

Comments

1. Upload Abstract Estimate Excel or PDF File
2. Upload images of Site
3. Upload representation received if any to propose the work
4. Fill in the approval details with comments.
5. Press forward button to save and push the entered information to next level.
6. Following Confirmation message gets displayed with system generated line estimate number.



Line Estimate


Line Estimate created successfully and forwarded to J.Sreenivasulu - Superintending Engineer and the line estimate Number is LE/ENG/00044/06/2016-17.


7. Click on close button to go back to home page.


Line Estimate Processing


Basic information moves to the next level and available in their “Work List”





Kurnool Municipal Corporation







 J.Sreeniva...



Applications

Favourites

Worklist

Search

Date	Sender	Nature of Work	Status	Details	
04/06/2016 07:27 AM	1245501::A.P.Sreenivasulu	Line Estimate	Created - Pending Check	Line Estimate Number : LE/ENG/00044/06/2016-17	
02/06/2016 03:45 PM	1245501::A.P.Sreenivasulu	Line Estimate	Created - Pending Check	Line Estimate Number : LE/ENG/00041/06/2016-17	
17/05/2016 03:34 PM	1245501::A.P.Sreenivasulu	Line Estimate	Created - Pending Check	Line Estimate Number : LE/ENG/00010/05/2016-17	

Showing 1 to 3 of 3 entries

10 records per page

1

On clicking relevant row of Line estimate the details of Line estimate displayed for view and forwarding for Budget Check.

Line Estimate & Administrative Sanction			
Line Estimate Number	LE/ENG/00044/06/2016-17	Date	04/06/2016
Department	ENGINEERING	Subject	Road Formation and Laying of 30 Feet BT Road in Srinivas Nagar Colony
Reference	Srinivas Nagar Colony Association Requested for formation of Link Road from D.No 1-2-3 to 1-2-9	Description	Association requested road facilitate easy access to Market road
Ward	Election ward 2	Location	Srinivasa Nagar
Work Category	Non Slum Work		
Nature Of Work	Capital Works	Type Of Work	RDBF
Sub Type Of Work	ROADS	Mode Of Allotment	EPROCUREMENT

Financial Details			
Fund	Municipal Fund	Function	Roads and Pavement
Budget Head	4123002-CWIP-Black Topped Roads		
Scheme	14th Finance Commission	Sub scheme	N/A

Work Details					
Sl No.	Name Of The Work	Estimated Amount	Quantity	UOM	Beneficiary
1	Formation fo BT Road in Srinivas Nagar Colony for Connectivity	1234567.00	73.00	Running Meteres	Srinivas Nagar Population 2234 apart from general connectivity
	Total	1234567.00			

Uploaded Documents	
KMC-AE-ROAD FORMATION-Srinivas Nagar.xlsx Screen Shot 2016-06-04 at 7.21.25 am.png	

Workflow History					
Date	Updated By	Status	Current Owner	Department	Comments
04-06-2016 07:27 AM Sat	1245501::A.P.Sreenivasulu	Created	0942430::J.Sreenivasulu	ENGINEERING	

Approval Details

Approver Department * ACCOUNTS Approver Designation * Superintendent

Approver * K.Mohammed Juneed/ACC_Superintendent_2

Comments For Budget Availability Check Please

Submit Reject Close

After entering the details and submitting button press the transaction moves for Budget validation and following message gets displayed.

Line Estimate with number LE/ENG/00044/06/2016-17 is checked and forwarded to K.Mohammed Juneed - Superintendent for budgetary sanction.

Close

The line estimate get displayed for Budget Sanction in Works List

Kurnool Municipal Corporation					
Worklist		Search			
Date	Sender	Nature of Work	Status	Details	
04/06/2016 07:27 AM	0942430::j.Sreenivasulu	Line Estimate	Checked - Pending Budget sanction	Line Estimate Number : LE/ENG/00044/06/2016-17	
30/05/2016 05:24 PM	0942430::j.Sreenivasulu	Line Estimate	Checked - Pending Budget sanction	Line Estimate Number : LE/ENG/00032/05/2016-17	
23/05/2016 03:47 PM	0942430::j.Sreenivasulu	Line Estimate	Checked - Pending Budget sanction	Line Estimate Number : LE/ENG/00022/05/2016-17	

After clicking on the relevant line estimate row details gets displayed.

Workflow History

Date	Updated By	Status	Current Owner	Department	Comments
04-06-2016 07:27 AM Sat	1245501::A.P.Sreenivasulu	Created	0942430::j.Sreenivasulu	ENGINEERING	
04-06-2016 07:39 AM Sat	0942430::j.Sreenivasulu	Checked	944162::K.Mohammed Juneed	ACCOUNTS	For Budget Availability Check Please

Approval Details

Approver Department * ADMINISTRATION Approver Designation * Commissioner

Approver * S.Ravindra Babu/ADM_Commissioner_1

Comments Budget Fund Available to the Line Estimate.

Submit Reject Close

After entering appropriate information submit button can be pressed to push the proposal to next level. If fund available it moves forward otherwise it displays the following message.

Line Estimate & Administrative Sanction

Budget check failed. There is no sufficient budget available for the given combination, available balance is Rs. 500000.00 and the line estimate amount is Rs. 1234567.

Line Estimate Number	LE/ENG/00044/06/2016-17	Date	04/06/2016
Department	ENGINEERING	Subject	Road Formation and Laying of 30 Feet BT Road in Srinivas Nagar Colony

As budget is not available proposal need to be send back by pressing reject button, then following message gets displayed.

Line Estimate with number LE/ENG/00044/06/2016-17 is rejected successfully and forwarded to A.P.Sreenivasulu - Assistant Engineer.

Close

Revised Proposal from Engineering Section

Workflow History

Date	Updated By	Status	Current Owner	Department	Comments
04-06-2016 07:39 AM Sat	0942430::J.Sreenivasulu	Checked	944162::K.Mohammed Juneed	ACCOUNTS	For Budget Availability Check Please
04-06-2016 07:27 AM Sat	1245501::A.P.Sreenivasulu	Created	0942430::J.Sreenivasulu	ENGINEERING	
04-06-2016 07:50 AM Sat	944162::K.Mohammed Juneed	Rejected	1245501::A.P.Sreenivasulu	ENGINEERING	Budget Fund Available to the Line Estimate.

Approval Details

Approver Department *

ENGINEERING

Approver Designation *

Superintending Engineer

Approver *

J.Sreenivasulu/ENG_Superintending Engineer,

Comments

Line estimate corrected and submitted for orders please.

Forward

Cancel

Close

Budget Check Clearance to modified Line Estimate

Workflow History

Date	Updated By	Status	Current Owner	Department	Comments
04-06-2016 07:54 AM Sat	1245501::A.P.Sreenivasulu	Created	0942430::J.Sreenivasulu	ENGINEERING	Line estimate corrected and submitted for orders please.
04-06-2016 07:50 AM Sat	944162::K.Mohammed Juneed	Rejected	1245501::A.P.Sreenivasulu	ENGINEERING	Budget Fund Available to the Line Estimate.
04-06-2016 07:39 AM Sat	0942430::J.Sreenivasulu	Checked	944162::K.Mohammed Juneed	ACCOUNTS	For Budget Availability Check Please
04-06-2016 07:27 AM Sat	1245501::A.P.Sreenivasulu	Created	0942430::J.Sreenivasulu	ENGINEERING	
04-06-2016 07:55 AM Sat	0942430::J.Sreenivasulu	Checked	944162::K.Mohammed Juneed	ACCOUNTS	For Budget Availability Check Please

Approval Details

Approver Department * Approver Designation *

Approver *

Comments

On submission following confirmation message gets displayed.

Line Estimate with number LE/ENG/00044/06/2016-17 is budgetary sanctioned and forwarded to S.Ravindra Babu - Commissioner for Administrative sanction.

1. Budgetary sanction is done for Estimate ENG/2016-17/00036 with BAS number : BAS/00036/2016-17.

The Proposal gets listed in work list of the Commissioner for the Approval.

Kurnool Municipal Corporation

Worklist

Line Estimate 2
CREATEADVERTISEMENT 4
Voucher 3
Title Transfer 8
Addition/Alteration 1
Reset / Clear

Date	Sender	Nature of Work	Status	Details	
04/06/2016 07:27 AM	944162::K.Mohammed Juneed	Line Estimate	Budget sanctioned - Pending Admin sanction	Line Estimate Number : LE/ENG/00044/06/2016-17	
30/05/2016 01:37 PM	944168::N.Chinna Ramudu	Line Estimate	Budget sanctioned - Pending Admin sanction	Line Estimate Number : LE/ENG/00029/05/2016-17	

Showing 1 to 2 of 2 entries
 records per page

Following details need to be provided to the proposal

- Administrative Sanction Number
- Council Resolution Number
- Council Resolution Date

Work Details

Sl No.	Name Of The Work	Estimate Number	Estimated Amount	Quantity	UOM	Beneficiary
1	Formation fo BT Road in Srinivas Nagar Colony for Connectivity	ENG/2016-17/00036	123456.00	73.00	Running Meteres	Srinivas Nagar Population 2234 apart from general connectivity
Total			123456.00			

Admin Sanction Details

Administrative sanction number	Council Resolution Number	Council Resolution Date
ASN-1234	CRN-1234	04/06/2016

With appropriate remarks the proposal need to be send back to the Engineering Department for next process.

Workflow History

Date	Updated By	Status	Current Owner	Department	Comments
04-06-2016 07:55 AM Sat	0942430::J.Sreenivasulu	Checked	944162::K.Mohammed Juneed	ACCOUNTS	For Budget Availability Check Please
04-06-2016 07:54 AM Sat	1245501::A.P.Sreenivasulu	Created	0942430::J.Sreenivasulu	ENGINEERING	Line estimate corrected and submitted for orders please.
04-06-2016 07:50 AM Sat	944162::K.Mohammed Juneed	Rejected	1245501::A.P.Sreenivasulu	ENGINEERING	Budget Fund Available to the Line Estimate.
04-06-2016 07:39 AM Sat	0942430::J.Sreenivasulu	Checked	944162::K.Mohammed Juneed	ACCOUNTS	For Budget Availability Check Please
04-06-2016 07:27 AM Sat	1245501::A.P.Sreenivasulu	Created	0942430::J.Sreenivasulu	ENGINEERING	
04-06-2016 07:58 AM Sat	944162::K.Mohammed Juneed	Budget sanctioned	0935528::S.Ravindra Babu	ADMINISTRATION	Budget is available for the proposed work please.

Approval Details

Approver Department * ENGINEERING

Approver Designation * Superintending Engineer

Approver * J.Sreenivasulu/ENG_Superintending Engineer, ↓

Comments Approval Accorded and Work may please get executed as per the schedule.

Submit Reject Close

Following Confirmation message gets displayed on clicking Submit button.

Administrative Sanction done for Line estimate LE/ENG/00044/06/2016-17 with sanction number : ASN-1234 and this is forwarded to J.Sreenivasulu-Superintending Engineer for technical Sanction.

Generate Proceedings Close

Proceedings can be generated by clicking on Generate Proceedings button.

Create and Manage Spillover Line Estimate

Line Estimate date obtained from the current system date which cannot be modified to make the transaction entry real time. For capturing backlog data up to going live with line estimates, Spillover Line Estimate Screen shall be used to capture historical data of ULB Engineering Works for which M.Book Recording is mandatory.

Stp 1: Open Spillover Line Estimate Screen

Path: **Applications>Works Management>Line Estimate>Create Spillover Line Estimate**

- All the details are same as Line Estimate Screen except for following changes
 - Line Estimate Date Can be Entered by the User
 - In work details Work Order Created Status can be stored. If already Work Order issued for the Line estimate this check box need to be clicked. Once checked this box then only user can manually enter LoA number and agreement date in LoA screen.
 - Bill Created Check Box shall be checked if part payment completed before 31st Mar 16 (Before the day of implementing Works Management Module i.e 1st Apr 2016).If Bill created check box is checked then user has to enter the total amount of part bills issued so far for the estimate and bills can be created only for the remaining amount excluding the total part bill from estimate amount.
 - Workflow approvals are not required for Spillover Line Estimate Entry
 - Administrative Sanction Number and Date Can be entered
 - Technical Sanction Number and Date Can be entered
 - Council Resolution number and date can be entered

Line Estimate & Administrative Sanction

Date *	Department *
<input type="text"/>	<input type="text" value="Select from below"/>
Subject *	
<input type="text"/>	
Reference *	Description *
<input type="text"/>	<input type="text"/>
Ward *	Location
<input type="text"/>	<input type="text" value="Select from below"/>
Slum Work *	Non Slum Work *
<input type="radio"/>	<input type="radio"/>
Nature Of Work *	Type Of Work *
<input type="text" value="Select from below"/>	<input type="text" value="Select from below"/>
Sub Type Of Work	Mode Of Allotment *
<input type="text" value="Select from below"/>	<input type="text" value="Select from below"/>

Work Details

Work order created ☐

Bills Created ☐

S. No. *	Name Of The Work *	Estimate Number *	Estimated Amount *	Work identification number *	Actual estimate amount (Rs) *	Quantity *	UOM *	Beneficiary *	Action
1	<input type="text"/>	<input type="text"/>	<input type="text"/>	<input type="text"/>	<input type="text"/>	0.0	<input type="text"/>	<input type="text"/>	
Admin Sanction Amount(Rs)			0						

Add Row

Admin Sanction Details

Council Resolution Number	Council Resolution Date	Administrative sanction number *	Admin Sanction Date *	Administrative sanction Authority
<input type="text"/>	<input type="text"/>	<input type="text"/>	<input type="text"/>	Commissioner

Technical Sanction Details

Technical Sanction Number *	Technical Sanction Date *	Technical sanction Authority *	Authority Name *
<input type="text"/>	<input type="text"/>	Select from below	Select from below

Upload Documents

No file chosen

Add File

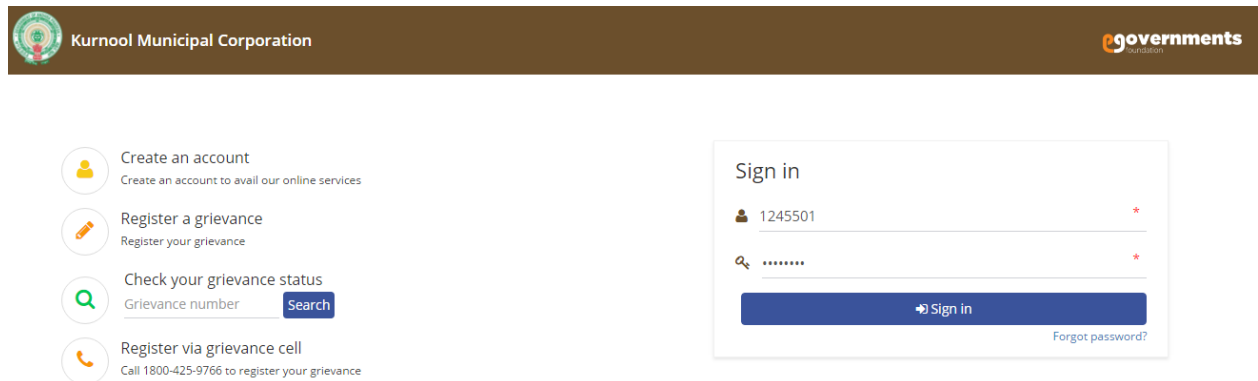
Save

Close

- Click on Save button to save the Spillover Line Estimate details.
- Click on close button to go back to the previous window.

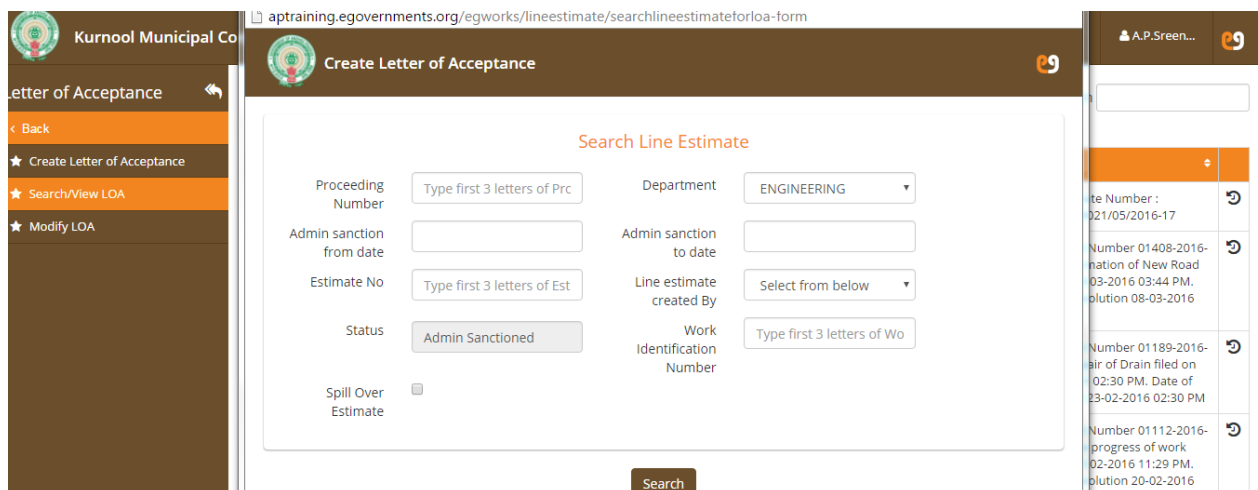
Letter of Acceptance (LoA)

Step 1: Sign in <ULB Name>.emunicipal.ap.gov.in with username and password.



Step 2: Open Create LOA in Works Management Application

Path: **Applications>Works Management>Letter of Acceptance>Create Letter of Acceptance**



Step 3: Click on search to open the line estimate search results

Line Estimate Search Result

Select	S. No.	Proceeding Number	Estimate Number	Name Of The Work	Work Identification Number	Created By	Admin sanctioned By	Admin sanctioned estimate amount (Rs)	Actual estimate amount (Rs)
<input type="radio"/>	1	ASN-12	ENG/2016-17/00038	Formation of WBM Road and Construction of CC Drain from E Pole No SHN-3/8 to 87/1362-1 at Chandrasekhar Nagar	ENG/NS/00024/06/2016-17	A.P.Sreenivasulu	S.Ravindra Babu	200000.00	200000.00
<input type="radio"/>	2	adm/1112	ENG/2016-17/00035	supply of 500w tubes	ENG/NS/00021/06/2016-17	A.P.Sreenivasulu	S.Ravindra Babu	500.00	500.00
<input type="radio"/>	3	LE1test	ENG/2016-17/00033	LE test	ENG/NS/00019/06/2016-17	A.P.Sreenivasulu	S.Ravindra Babu	5000.00	4500.00

Showing 1 to 3 of 3 entries 10 records per page < 1 >

Step 4: Select the line estimate and click on create LOA



Line Estimate Search Result

Select	S. No.	Proceeding Number	Estimate Number	Name Of The Work	Work Identification Number	Created By	Admin sanctioned By	Admin sanctioned estimate amount (Rs)	Actual estimate amount (Rs)
<input checked="" type="radio"/>	1	ASN-12	ENG/2016-17/00038	Formation of WBM Road and Construction of CC Drain from E Pole No SHN-3/8 to 87/1362-1 at Chandrasekhar Nagar	ENG/NS/00024/06/2016-17	A.P.Sreenivasulu	S.Ravindra Babu	200000.00	200000.00
<input type="radio"/>	2	adm/1112	ENG/2016-17/00035	supply of 500w tubes	ENG/NS/00021/06/2016-17	A.P.Sreenivasulu	S.Ravindra Babu	500.00	500.00
<input type="radio"/>	3	LE1test	ENG/2016-17/00033	LE test	ENG/NS/00019/06/2016-17	A.P.Sreenivasulu	S.Ravindra Babu	5000.00	4500.00

Showing 1 to 3 of 3 entries 10 records per page < 1 >



Step 4: Enter the details in Letter Of Acceptance Screen. * marked fields need to be filled mandatorily and other fields are optional.


- File number entered is the tender file number and the file date is the tender file date and this date cannot be less than the administrative sanctioned date
- Either tender finalized percentage percentage can be entered so that application will calculate the agreement amount by applying the tender finalized percentage on estimate amount or agreement amount can be directly entered in to the system.
- ASD, bank guarantee, EMD and DLP can be captured in this screen.
- This work can be assigned to an assistant engineer who will be responsible for this work. Application will show the all the assistant engineers from the estimate department and user can select one from them.
- For spillover estimates LOA number and agreement date can be entered by the user.


Create Letter of Acceptance


Create Letter of Acceptance



Estimate Number	<input type="text" value="ENG/2016-17/00038"/>	Work Identification Number	<input type="text" value="ENG/NS/00024/06/2016"/>
Name Of The Work	<input type="text" value="Formation of WBM Road and"/>	Department	<input type="text" value="ENGINEERING"/>
File No *	<input type="text" value="F-5"/>	File Date *	<input type="text" value="04/06/2016"/>
Estimate Amount(Rs)	<input type="text" value="200000.00"/>	Tender Finalized Percentage	<div style="display: flex; align-items: center;"> <div style="border: 1px solid #ccc; padding: 2px 5px;">+</div> <div style="border: 1px solid #ccc; padding: 2px 5px;">90</div> </div>
Agreement Amount (Rs) *	<input type="text" value="200000"/>	Date of Agreement	<input type="text" value="04/06/2016"/>
Name of the Agency *	<div style="display: flex; align-items: center;"> <input type="text" value="V.Hanuma Das"/> <div style="background-color: #34495E; color: white; padding: 0 5px; margin-left: 5px;">Q</div> </div>	Contractor Code	<input type="text" value="KMC169"/>
Prepared By	<input type="text" value="A.P.Sreenivasulu"/>		

 **Create Letter of Acceptance** 

Name of the Agency *	<input type="text" value="V.Hanuma Das"/> 	Agreement	<input type="text" value="KMC169"/>
Prepared By	<input type="text" value="A.P.Sreenivasulu"/>	Contractor Code	
Additional Security Deposit	<input type="text"/>	Bank Guarantee	<input type="text"/>
EMD Amount	<input type="text"/>	Contract Period (in days) *	<input type="text" value="120"/>
Defect Liability Period (in Years) *	<input type="text" value="5"/>	Engineer in charge *	<input type="text" value="A.P.Sreenivasulu - As"/>

Upload Documents
 No file chosen

Following Confirmation message gets displayed with system generated letter of Acceptance number.

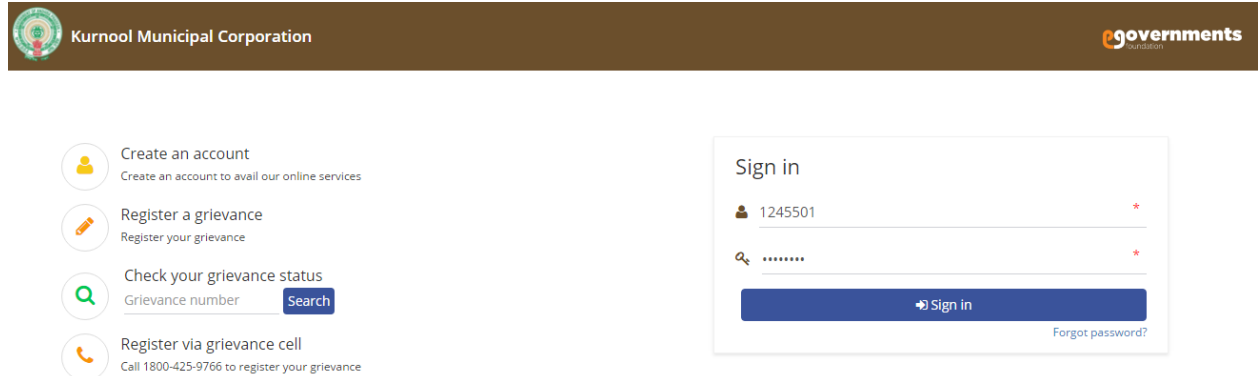
 **Letter of Acceptance** 

Letter of Acceptance with number WO/ENG/NS/00024/06/2016-17 is created successfully

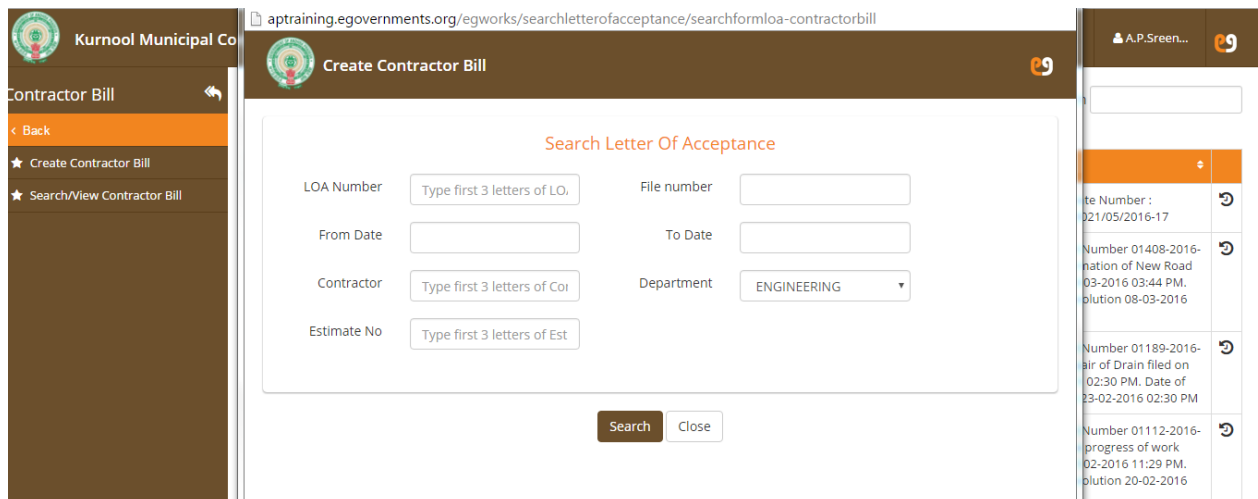
PDF can be create by clicking the view LOA PDF

Contractor Bill

Step 1: Sign in <ULB Name <http://aptraining.egovernments.org/egi/login/secure> with username and password.



Step 2: Open Create Contractor bill in Works Management Application
Path: **Applications>Works Management>Contractor Bill >Create Contractor Bill**



File Number	Date	Description
021/05/2016-17		
Number 01408-2016-		nation of New Road
03-2016 03:44 PM.		plution 08-03-2016
Number 01189-2016-		pair of Drain filed on
02:30 PM. Date of		23-02-2016 02:30 PM
Number 01112-2016-		progress of work
02-2016 11:29 PM.		plution 20-02-2016

Step 3: Click on search to open the Letter of Acceptance search results

Create Contractor Bill

Search

Close

Letter of Acceptance Search Result

Select from below	S. No.	LOA Number	LOA Date	Contractor Name / Code	Name Of The Work	Work Identification Number	Agreement Amount (Rs)
<input type="radio"/>	1	WO/WIN/09/06	04/06/2016	KMC160/S.Vijaya Bharati	test	WIN/09/06	3800.00
<input type="radio"/>	2	WO/ENG/NS/00023/06/2016-17	04/06/2016	KMC143/S.K.B.Nawaz	repairs	ENG/NS/00023/06/2016-17	1000.00
<input type="radio"/>	3	WO/ENG/NS/00010/05/2016-17	23/05/2016	KMC039/G.V.V.Ramana	furniture	ENG/NS/00010/05/2016-17	36000.00
<input type="radio"/>	4	WO/ENG/SL/00002/05/2016-17	12/05/2016	KMC036/G.Rambhupal Reddy	test	ENG/SL/00002/05/2016-17	100000.00
<input type="radio"/>	5	WO/ENG/NS/00017/05/2016-17	30/05/2016	KMC003/A.Premalatha	Supply & fixing of street lights at avanthi nagar	ENG/NS/00017/05/2016-17	17550.00
<input type="radio"/>	6	WO/ENG/NS/00024/06/2016-17	04/06/2016	KMC169/V.Hanuma Das	Formation of WBM Road and Construction of CC Drain from E Pole No SHN-3/8 to 87/1362-1 at Chandrasekhar Nagar	ENG/NS/00024/06/2016-17	200000.00
<input type="radio"/>	7	WO/ENG/NS/00005/05/2016-17	21/05/2016	KMC001/G.Basheer Ahmed	Fuel to Vehicles	ENG/NS/00005/05/2016-17	199810.01
<input type="radio"/>	8	WO/ENG/NS/00004/05/2016-17	10/05/2016	KMC039/G.V.V.Ramana	Repairs to Street Lighting	ENG/NS/00004/05/2016-17	50000.00

Step 4:Select the Letter of Acceptance and click on Create contractor Bill.

<input checked="" type="radio"/>	6	WO/ENG/NS/00024/06/2016-17	04/06/2016	KMC169/V.Hanuma Das	Formation of WBM Road and Construction of CC Drain from E Pole No SHN-3/8 to 87/1362-1 at Chandrasekhar Nagar	ENG/NS/00024/06/2016-17	200000.00
<input type="radio"/>	7	WO/ENG/NS/00005/05/2016-17	21/05/2016	KMC001/G.Basheer Ahmed	Fuel to Vehicles	ENG/NS/00005/05/2016-17	199810.01
<input type="radio"/>	8	WO/ENG/NS/00004/05/2016-17	10/05/2016	KMC039/G.V.V.Ramana	Repairs to Street Lighting	ENG/NS/00004/05/2016-17	50000.00
<input type="radio"/>	9	WO/ENG/SL/00003/05/2016-17	10/05/2016	KMC036/G.Rambhupal Reddy	Roads Maintenance	ENG/SL/00003/05/2016-17	1230.00
<input type="radio"/>	10	WO/ENG/SL/00008/05/2016-17	23/05/2016	KMC123/P.M.Abdullah	Water Works	ENG/SL/00008/05/2016-17	20000.00

Showing 1 to 10 of 10 entries

10 records per page

< 1 >

Create Contractor Bill

Close

Step 5: Enter the details in create contractor bill Screen. * marked fields need to be filled mandatorily and other fields are optional.

- If it is spillover estimate user will be allowed to enter the bill date.
- Bill type is important and if final bill is created for an estimate , user cannot create one more bill for the same estimate.
- MB date ,party bill date and bill date cannot be less than the agreement date
- Bill date cannot be prior to MB date.
- Income tax, sales tax, manual workers welfare deductions, other deductions and penalties can be applied in the bill screen and the net payable will be paid to the contractor.
- Application will validate for the sum of the all the bills created for this estimate with the agreement amount and if it exceeds bill creation will fail.
- If there is no sufficient budget available in the selected budget combination during bill creation it will fail.

Create Contractor Bill

Header

Bill Date *	<input type="text" value="04/06/2016"/>	Bill Type *	<input type="text" value="Final Bill"/>
Party Name	<input type="text" value="V.Hanuma Das"/>	Contractor Code	<input type="text" value="KMC169"/>
Party Bill Number	<input type="text"/>	Party Bill Date	<input type="text"/>
LOA Number	<input type="text" value="WO/ENG/NS/00024/06/2016"/>	Agreement Amount (Rs)	<input type="text" value="200000.0"/>
Fund	<input type="text" value="Municipal Fund"/>	Function	<input type="text" value="Roads and Pavement"/>
Department	<input type="text" value="ENGINEERING"/>	Narration	<input type="text"/>
Work Identification Number	<input type="text" value="ENG/NS/00024/06/2016"/>	Estimate Number	<input type="text" value="ENG/2016-17/00038"/>
MB Reference Number *	<input type="text" value="M-17"/>	MB Page Number *	<input type="text" value="12"/> <input type="text" value="17"/>
MB Date *	<input type="text" value="04/06/2016"/>		

Debit details

Account Code	Account Head	Debit Amount *
4123002	CWIP-Black Topped Roads	200000

Credit details

Deductions

Account Code	Account Head	Credit Amount	Action
Type first 3 letters of Account			+ -

Net payable

Account Code *	Credit Amount
3501002 - Contractors Payables	200000.00

Approval Details

Approver Department *
 Approver Designation *

Approver *

Comments

Forward

Close

Following Confirmation message gets displayed with system generated Contractor bill number.



Contractor bill BILL01/ENG/NS/00024/06/2016-17 created successfully and forwarded to A.P.Sreenivasulu - Assistant Engineer. Budgetary appropriation is successful with number BANO:034/2016-17.

Close

The contractor bill gets listed in drafts of the superintending Engineer for the Approval.

Kurnool Municipal Corporation

<

Open the draft for approval

Update Contractor Bill

Header

Bill Number	BILL01/ENG/NS/00024/06/2016-17	Bill Date	04/06/2016
Bill Type	Final Bill		
Party Bill Number	N/A	Party Bill Date	N/A
Party Name	V.Hanuma Das	Contractor Code	KMC169
LOA Number	WO/ENG/NS/00024/06/2016-17	Agreement Amount (Rs)	200000.0
Fund	Municipal Fund	Estimate Number	ENG/2016-17/00038
Function	Roads and Pavement	Department	ENGINEERING
Narration	N/A	Work Identification Number	ENG/NS/00024/06/2016-17
MB Reference Number	M-17	MB Page Number	12 - 17
MB Date	04/06/2016		
Created By	Assistant Engineer - A.P.Sreenivasulu		

Debit details

Account Code	Account Head	Debit Amount
4123002	CWIP-Black Topped Roads	200000.00

Credit details

Deductions

Account Code	Account Head	Credit Amount
--------------	--------------	---------------

Net payable

Account Code	Account Head	Credit Amount
3501002	Contractors Payables	200000.00

Workflow History

Date	Updated By	Status	Current Owner	Department	Comments
04-06-2016 11:29 AM Sat	1245501::A.P.Sr eenivasulu	Created	1245501::A.P.Sr eenivasulu	ENGINEERING	

Approval Details

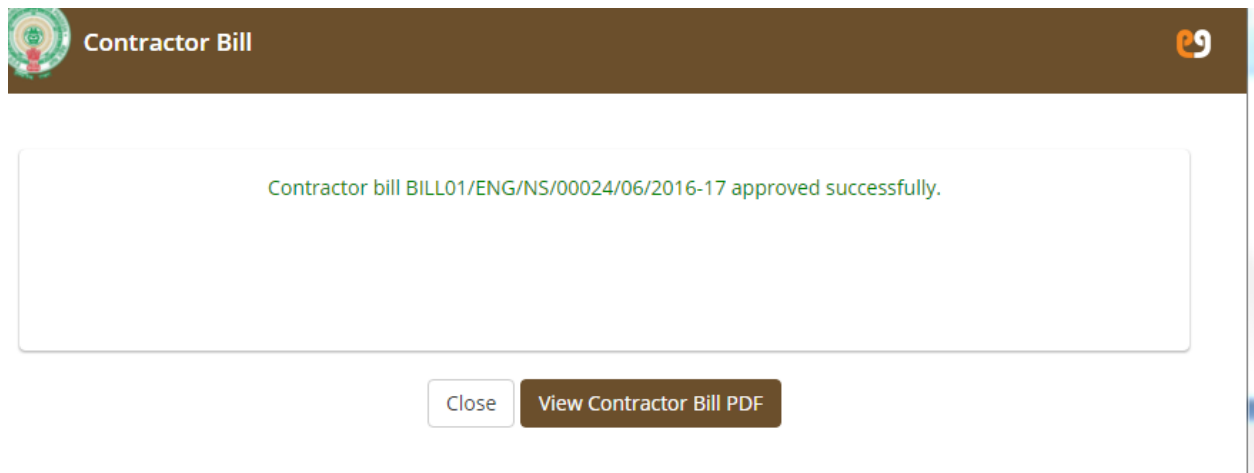
Comments

Approve

Reject

Close

Following Confirmation message gets displayed with system generated contractor bill number



PDF can be create by clicking the view Contractor bill PDF

Track Milestone

Engineering Works monitoring against the scheduled timelines in respect of Quantitative and Qualitative Work Progress is mandatory. Normally similar nature works require compliances with same set of work tasks and timelines.

Create Milestone

Milestones Template can be added to the Letter of Acceptance and if required modified in line with the deliverables and its timelines agreed up on.

Step 1: Open Create Milestone Screen

Path: **Applications>Works Management>Milestone/Track Milestone>Create Milestone**

Search Letter Of Acceptance

Work Identification Number	<input type="text" value="WIN-29032016074039"/>	Department *	<input type="text" value="ENGINEERING"/>
Estimate Number	<input type="text" value="Type first 3 letters of Est"/>	LOA Number	<input type="text" value="Type first 3 letters of LOA"/>
Admin sanction from date	<input type="text"/>	Admin sanction to date	<input type="text"/>
Type Of Work	<input type="text" value="Select from below"/>	Sub Type Of Work	<input type="text" value="Select from below"/>

- Enter work Identification Number for which milestone to be entered
- Select the Department
- Click on Search Button

Step 2: Listing of concerned Letter of Acceptance

Search Result

Select	S. No.	Estimate Number	Type Of Work	Sub Type Of Work	Estimate Date	Name Of The Work	Work Identification Number	LOA Number	LOA Date	Works Value (Rs)
<input type="radio"/>	1	EST/0011	Strom Water Drains and UGD		09/06/2015	Laying of pipeline at Partha sarathi nagar in ward no. 21	WIN-29032016074039	WO/0011	22/01/2016	996500.00

Showing 1 to 1 of 1 entries

 records per page


- Select the Letter of Acceptance for which Milestones to be entered
- Click on Create Milestone Button

Step 3: Attaching mile stone template and updating

Milestone Template

Milestone Template Code

Milestone Details

Stage Order Number	Stage Description *	Percentage Of Stage *	Scheduled Start Date *	Scheduled End Date *	Action
<input type="text" value="1"/>	<input type="text"/>	<input type="text"/>	<input type="text"/>	<input type="text"/>	
Total		0			

- Milestone template code can be entered and click on submit button to populate the milestone template details filled.
- If milestone template code is unknown then Search Milestone Template Button Clicked to search and select the concerned milestone template.
- Alternatively user can enter milestone details manually.

Step 3: Milestone Details Entry after fetching details from template

Milestone Template

Milestone Template Code

EQP001

Submit

Search Milestone Template

Milestone Details

Stage Order Number	Stage Description *	Percentage Of Stage *	Scheduled Start Date *	Scheduled End Date *	Action
1	Inspection of Supl	10	09/06/2016	12/06/2016	
2	Receive Equipmer	40	12/06/2016	14/06/2016	
3	Installation and C	25	15/06/2016	18/06/2016	
4	Operation and M	15	19/06/2016	21/06/2016	
5	QC and Installatio	10	24/06/2016	27/06/2016	
Total		100			

Add Row

- Update details of scheduled start and end dates.
- If required stage description also can be updated.
- New rows can be added by clicking on Add Row in addition to the prepopulated stages from template
- Irrelevant stage description line can be deleted.
- After completion of Milestone Details Entry the data can be saved by clicking on save button.

Milestone created successfully for the estimate number EST/0011.

Close

- Click on Close button to go back.

View Milestone

Step 1: Open View Milestone Screen

Path: **Applications>Works Management>Milestone/Track Milestone>View Milestone**

Search and View Milestones

Department <input type="text" value="ENGINEERING"/>	Work Identification Number <input type="text" value="Type first 3 letters of Wo"/>
Milestone created from date <input type="text"/>	Milestone created to date <input type="text"/>
Type Of Work <input type="text" value="Select from below"/>	Sub Type Of Work <input type="text" value="Select from below"/>
LOA Number <input type="text"/>	Status <input type="text" value="Select from below"/>

Search Result

- Select Department
- Optionally enter other details to fetch works with milestone defined
- Click on Search Button to list the Records.

Step 2: Select Required Work to View Milestone Status

Search Result

S. No.	WIN Code	Name Of The Work	Department	LOA Number	Agreement Amount (Rs)	Type Of Work	Sub Type Of Work	Status	View
1	WIN-29032016074039	Laying of pipeline at Partha sarathi nagar in ward no. 21	ENGINEERING	WO/0011	996500.00	Strom Water Drains and UGD		APPROVED	View Milestone
2	win/005	Construction of CC Road Opp To Christian burel Ground at DNo 47/1 to Toilet Block near DNo : 47/1-4-B Ward no 15	ENGINEERING	LE/ENG/00005	99000.00	Roads, Drains, Bridges and Flyovers	Roads	CANCELLED	View Milestone

Showing 1 to 2 of 2 entries

- Click on View Milestone for details.

Step 4: View and Close Work Details with Milestones

Header

Estimate Number	EST/0011	Estimate Date	09/06/2015
Name Of The Work	Laying of pipeline at Partha sarathi nagar in ward no. 21	Work Identification Number	WIN-29032016074039
Type Of Work	Strom Water Drains and UGD	Sub Type Of Work	N/A
Estimate Prepared By	C.Naresh	Department	ENGINEERING
LOA Number	WO/0011	LOA Date	22/01/2016
Works Value (Rs)	996500.00	Contractor	B.Mahaboob Basha

Milestone Details

Stage Order Number	Stage Description	Percentage	Scheduled Start Date	Scheduled End Date
1	Commencement of activity	30.00	09/06/2016	14/06/2016
2	Completion and final inspection	70.00	14/06/2016	21/06/2016
Total		100.00		

Close

- Click on Close Button to go back.

Track Milestone

Step 1: Open View Milestone Screen

Path: **Applications>Works Management>Milestone/Track Milestone>Track Milestone**

Track Milestone

Department	ENGINEERING	Work Identification Number	Type first 3 letters of Wo
Milestone created from date		Milestone created to date	
Type Of Work	Select from below	Sub Type Of Work	Select from below
LOA Number		Status	APPROVED

Search

Close

Track Milestone Search Result

- Enter details to fetch relevant works to track milestones.
- Click on Search Button.

Step 2: Select Work to track

Track Milestone Search Result

Select	S. No.	WIN Code	Name Of The Work	Department	LOA Number	Agreement value (Rs)	Type Of Work	Sub Type Of Work	Status	View
<input checked="" type="radio"/>	1	WIN-29032016074039	Laying of pipeline at Partha sarathi nagar in ward no. 21	ENGINEERING	WO/0011	996500.00	Strom Water Drains and UGD		APPROVED	View Milestone

Showing 1 to 1 of 1 entries

Track Milestone

Close

- Click on Track Milestone Button.

Step 3: Open Work details with milestones for updating.

Header			
Estimate Number	EST/0011	Estimate Date	09/06/2015
Name Of The Work	Laying of pipeline at Partha sarathi nagar in ward no. 21	Work Identification Number	WIN-29032016074039
Type Of Work	Strom Water Drains and UGD	Sub Type Of Work	
Estimate Prepared By	C.Naresh	Department	ENGINEERING
LOA Number	WO/0011	LOA Date	22/01/2016
Works Value (Rs)	996500.00	Contractor	B.Mahaboob Basha

Milestone Details

Stage Order Number	Stage Description	Percentage of stage(A)	Scheduled Start Date	Scheduled End Date	Current status of stage	Completed percentage of stage (B)	Actual percentage of stage (C)	Completion Date	Reason For Delay
1	Commencement of activity	30	09/06/2016	14/06/2016	IN PROGRESS	60	18	11/06/2016	
2	Completion and final inspection	70	14/06/2016	21/06/2016	NOT YET STARTED	0	0		
Total		100	Work Completion Percentage				18		

Save

Close

- Enter the status of task, %age completed and date of completion.
- Click on save button to store the data.

Track Milestone updated successfully for the estimate number EST/0011.

Close

- Click on Close Button to go back

Tracked Milestone View

Step 1: Open View Tracked Milestone Screen

Path: **Applications>Works Management>Milestone/Track Milestone>Track Milestone View**

Search Track Milestone

Department ENGINEERING

Track Milestone From Date

Type Of Work Select from below

LOA Number

Work Identification Number Type first 3 letters of Wo

Track Milestone To Date

Sub Type Of Work Select from below

Status Select from below

Search
Close

- Enter details and Click on Search Button.

Step 2: View search results and select record for detailed view.

Track Milestone Search Result

S. No.	WIN Code	Name Of The Work	Department	LOA Number	Agreement Amount (Rs)	Type Of Work	Sub Type Of Work	Status	Work Completion Percentage	View
1	WIN-29032016074039	Laying of pipeline at Partha sarathi nagar in ward no. 21	ENGINEERING	WO/0011	996500.00	Strom Water Drains and UGD		APPROVED	18.00	View Tracked Milestone
2	win/005	Construction of CC Road Opp To Christian burel Ground at DNo 47/1 to Toilet Block near DNo : 47/1-4-B Ward no 15	ENGINEERING	LE/ENG/00005	99000.00	Roads, Drains, Bridges and Flyovers	Roads	CANCELLED	7.00	View Tracked Milestone

Showing 1 to 2 of 2 entries

Close

- Click on View Tracked Milestone link.



Type Of Work	Strom Water Drains and UGD	Sub Type Of Work	N/A
Estimate Prepared By	C.Naresh	Department	ENGINEERING
LOA Number	WO/0011	LOA Date	22/01/2016
Works Value (Rs)	996500.00	Contractor	B.Mahaboob Basha

Milestone Details

Stage Order Number	Stage Description	Percentage of stage(A)	Scheduled Start Date	Scheduled End Date	Current status of stage	Completed percentage of stage (B)	Actual percentage of stage (C)	Completion Date	Reason For Delay
1	Commencement of activity	30.00	09/06/2016	14/06/2016	IN_PROGRESS	60.00	18.00	11/06/2016	
2	Completion and final inspection	70.00	14/06/2016	21/06/2016	NOT_YET_STARTED	0.00	0.00		
Total		100.00	Work Completion Percentage				18.00		

Close

- Click on close button to go back

Works Administration

Data captured in works management module might require changes due to various reasons. To correct the data entry errors or other reasons following transactions can be cancelled.

- Line Estimate – Cannot be cancelled if there is an LOA in any status other than cancelled
- LoA – Cannot be cancelled if there is an bill in any status other than cancelled
- Contractor Bills – Cannot be cancelled if there is a bill voucher in any status other than cancelled.
- By default in all cancellation screens cancellation reason will be displayed as data entry mistake.If it is cancelled for any other reason user has to select the reason for cancellation as others and enter the proper reason.

Cancel Line Estimate

Path: **Applications>Works Management>Works Administrator>Cancel Line Estimate**

Search Line Estimate

Line Estimate Number

Created By

Spill Over Estimate ☐

Department

Work Identification Number

Line Estimate Search Result

Select	Department	Line Estimate Number	Estimate Number	Work Identification Number	Administrative sanctioned amount(Rs)	Created By
<input type="radio"/>	ENGINEERING	LE/ENG/00001/03/2015-16	est/9999	win/9999	95000.00	A.P.Sreenivasulu
<input type="radio"/>	ENGINEERING	LE/ENG/00002/12/2015-16	est/001	win/001	99000.00	B.Krishna Kumar
<input type="radio"/>	ENGINEERING	LE/ENG/00003/12/2015-16	est/002	win/002	97000.00	B.Krishna Kumar

- Enter Details in Search Line Estimate and Click on the Search Button to list the search results.

Cancel Line Estimate

Line Estimate Search Result

LOA have been created for the estimate(s) est/001, Please cancel them first and proceed for cancelling line estimate

Select	Department	Line Estimate Number	Estimate Number	Work Identification Number	Administrative sanctioned amount(Rs)	Created By
<input type="radio"/>	ENGINEERING	LE/ENG/00001/03/2015-16	est/9999	win/9999	95000.00	A.P.Sreenivasulu
<input checked="" type="radio"/>	ENGINEERING	LE/ENG/00002/12/2015-16	est/001	win/001	99000.00	B.Krishna Kumar
<input type="radio"/>	ENGINEERING	LE/ENG/00003/12/2015-16	est/002	win/002	97000.00	B.Krishna Kumar
<input type="radio"/>	ENGINEERING	LE/ENG/00004/12/2015-16	est/004	win/004	99000.00	B.Krishna Kumar
<input type="radio"/>	ENGINEERING	LE/ENG/00005/12/2015-16	est/005	win/005	99000.00	B.Krishna Kumar
<input type="radio"/>	ENGINEERING	LE/ENG/00008/07/2015-16	est/19	win/19	930000.00	S.Hari Krishna
<input type="radio"/>	ENGINEERING	LE/ENG/00001/03/2014-15	EST/0001	WIN14042016014149	760000.00	C.Naresh
<input type="radio"/>	ENGINEERING	LE/ENG/00009/06/2015-16	EST/0002	WIN14042016014439	1500000.00	C.Naresh
<input type="radio"/>	ENGINEERING	LE/ENG/00010/09/2015-16	EST/0003	WIN-14042016012259	820000.00	C.Naresh
<input type="radio"/>	ENGINEERING	LE/ENG/00011/10/2015-16	EST/0004	WIN-14042016012819	4500000.00	C.Naresh

Showing 1 to 10 of 16 entries 10 records per page < 1 2 >

Cancellation Reason * Data entry mistake

Cancel Close

- If LOA exist alert message will be displayed and estimate cannot be cancelled

Cancel Line Estimate

Search Line Estimate

Line Estimate Number LE/ENG/00001/03/2015-16 Department Select from below

Created By Select from below Work Identification Number

Spill Over Estimate ☐

Search Close

Line Estimate Search Result

Select	Department	Line Estimate Number	Estimate Number	Work Identification Number	Administrative sanctioned amount(Rs)	Created By
<input checked="" type="radio"/>	ENGINEERING	LE/ENG/00001/03/2015-16	est/9999	win/9999	95000.00	A.P.Sreenivasulu

Showing 1 to 1 of 1 entries

10 records per page

< 1 >

Cancellation Reason * Data entry mistake

Cancel Close airtel

- Click on Cancel Button to Cancel the Line Estimate after selecting relevant Line Estimate and Recording the reasons for cancellation.

Cancel Line Estimate

This Line estimate and all associated estimate(s), WIN code(s), administrative sanction and technical sanction will be removed from the system on cancel, please confirm if you want to continue?

Cancel OK

Line Estimate Number
Created By
Identification Number
Spill Over Estimate ☐

Search Close

Line Estimate Search Result

Select	Department	Line Estimate Number	Estimate Number	Work Identification Number	Administrative sanctioned amount(Rs)	Created By
<input checked="" type="radio"/>	ENGINEERING	LE/ENG/00001/03/2015-16	est/9999	win/9999	95000.00	A.P.Sreenivasulu

Showing 1 to 1 of 1 entries 10 records per page < 1 >

Cancellation Reason * Data entry mistake

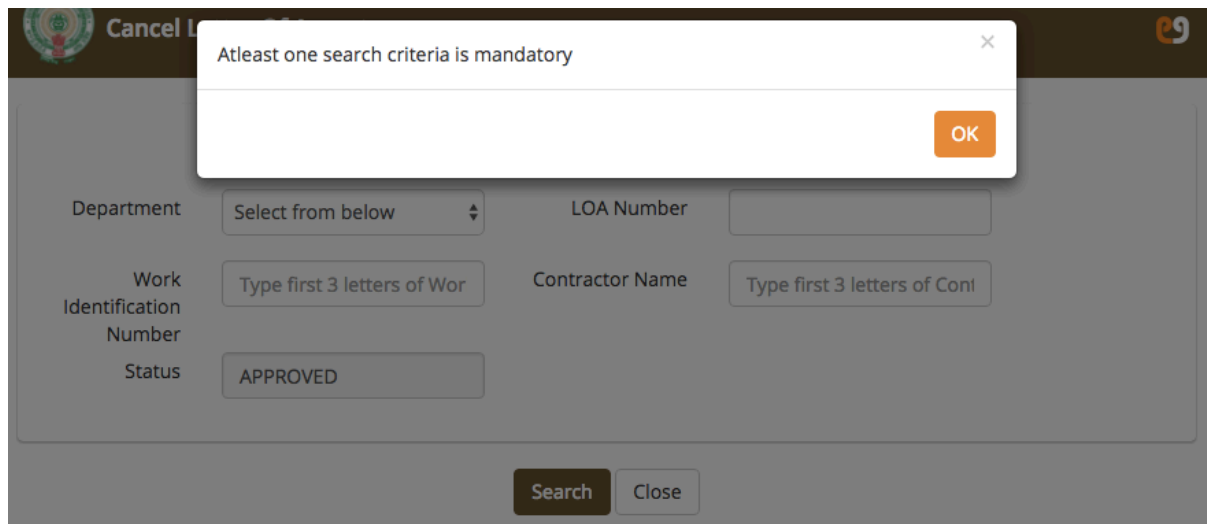
- Confirmation message of cancellation of Line Estimate gets displayed.
- Click on Ok button to cancel the transaction

Line Estimate with line estimate number LE/ENG/00001/03/2015-16 is cancelled successfully

Close

- Successful cancellation of Line estimate displayed and close button can be clicked to go back.

Cancel LoA

Path: **Applications>Works Management>Works Administrator>Cancel LoA**


Atleast one search criteria is mandatory

OK

Department: Select from below

LOA Number:

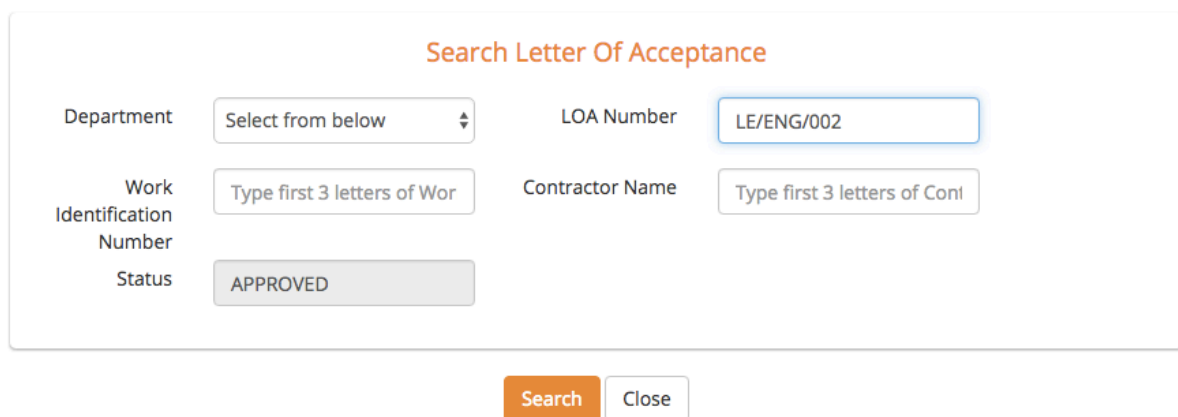
Work Identification Number: Type first 3 letters of Wor

Contractor Name: Type first 3 letters of Cont

Status: APPROVED

Search Close

- Enter at least one field before clicking on Search Button



Search Letter Of Acceptance

Department: Select from below

LOA Number: LE/ENG/002

Work Identification Number: Type first 3 letters of Wor

Contractor Name: Type first 3 letters of Cont

Status: APPROVED

Search Close

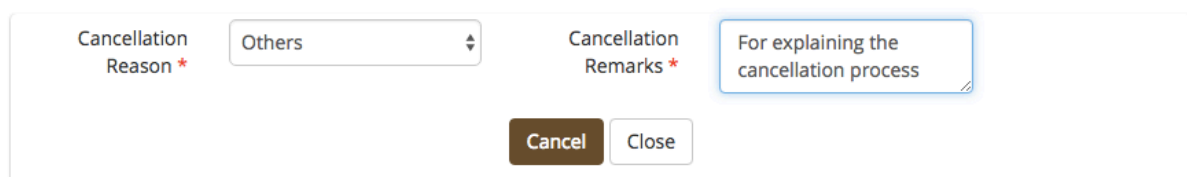
Letter of Acceptance Search Result

Select	LOA Number	LOA Date	Agreement Amount (Rs)	Contractor Name	Work Identification Number
<input checked="" type="radio"/>	LE/ENG/002	02/02/2016	99000.00	KMC182 - K SAILAJA	win/001

Showing 1 to 1 of 1 entries

10 records per page

< 1 >



Cancellation Reason: Others

Cancellation Remarks: For explaining the cancellation process

Cancel Close

Cancel Letter Of Acceptance

Work Identification Number Status

Bills are created for this LOA, please cancel the bill(s) and then cancel the LOA. Bill(s) are BILL01/win/001. OK

Search Close

Letter of Acceptance Search Result

Select	LOA Number	LOA Date	Agreement Amount (Rs)	Contractor Name	Work Identification Number
<input checked="" type="radio"/>	LE/ENG/002	02/02/2016	99000.00	KMC182 - K SAILAJA	win/001

Showing 1 to 1 of 1 entries 10 records per page < 1 >

Cancellation Reason * Others Cancellation Remarks * For explaining the cancellation process

Cancel Close

- If Contractor Bills exist alert message will be displayed and LoA cannot be cancelled

Cancel Letter Of Acceptance

Search Letter Of Acceptance

Department Select from below LOA Number 0001

Work Identification Number Type first 3 letters of Wor Contractor Name Type first 3 letters of Conl

Status APPROVED

Search Close

Letter of Acceptance Search Result

Select	LOA Number	LOA Date	Agreement Amount (Rs)	Contractor Name	Work Identification Number
<input checked="" type="radio"/>	0001	26/03/2016	94128.00	KMC063 - K.Srinivasulu	win/9999

Showing 1 to 1 of 1 entries 10 records per page < 1 >

Cancellation Reason * Data entry mistake

Cancel Close

Cancel Letter of Acceptance

This LOA will be removed from the system on cancel, please confirm if you want to continue?

Cancel OK

Department

Work Identification Number

Status

APPROVED

Search Close

Letter of Acceptance Search Result

Select	LOA Number	LOA Date	Agreement Amount (Rs)	Contractor Name	Work Identification Number
<input checked="" type="radio"/>	0001	26/03/2016	94128.00	KMC063 - K.Srinivasulu	win/9999

Showing 1 to 1 of 1 entries 10 records per page < 1 >

Cancellation Reason * Data entry mistake

Cancel Close

- Click on OK button to cancel the LoA

Letter of Acceptance with number 0001 is cancelled successfully

Close

- Click on Close Button to go back.

Cancel Contractor Bill

Path: **Applications>Works Management>Works Administrator>Cancel Contractor Bill**

The screenshot shows the 'Cancel Contractor Bill' form. A modal dialog box is displayed in the center with the message 'Atleast one search criteria is mandatory' and an 'OK' button. The form fields are: Department (dropdown menu showing 'Select from below'), Bill Number (text input with placeholder 'Type first 3 letters of Bill'), Work Identification Number (text input with placeholder 'Type first 3 letters of Wor'), LOA Number (text input), and Status (dropdown menu showing 'APPROVED'). At the bottom are 'Search' and 'Close' buttons.

The screenshot shows the 'Search Contractor Bill' form. The fields are: Department (dropdown menu showing 'ENGINEERING'), Bill Number (text input with placeholder 'Type first 3 letters of Bill'), Work Identification Number (text input with placeholder 'Type first 3 letters of Wor'), LOA Number (text input), and Status (dropdown menu showing 'APPROVED'). At the bottom are 'Search' and 'Close' buttons.

- Enter the details in Search Contractor Bill for display of required Bill/s to display for cancellation

Contractor Bill Search Result

Select	Bill Number	Bill Date	Estimate Number	Work Identification Number	LOA Number	Contractor
<input type="radio"/>	BILL01/win/001	01/04/2016	est/001	win/001	LE/ENG/002	KMC182 - K SAILAJA
<input type="radio"/>	BILL01/win/005	01/04/2016	est/005	win/005	LE/ENG/00005	KMC182 - K SAILAJA
<input type="radio"/>	BILL01/win/004	01/04/2016	est/004	win/004	LE/ENG/00004	KMC182 - K SAILAJA
<input checked="" type="radio"/>	BILL01/win/9999	04/04/2016	est/9999	win/9999	0001	KMC063 - K.Srinivasulu
<input type="radio"/>	BILL01/win/19	01/04/2016	est/19	win/19	5588/db/to/gf/2015	KMC053 - K.Mahesh
<input type="radio"/>	BILL01/win/002	01/04/2016	est/002	win/002	10171	KMC182 - K SAILAJA

Showing 1 to 6 of 6 entries

10 records per page

< 1 >

Cancellation Reason *

Others

Cancellation Remarks *

For explaining the cancellation Process

Cancel
Close

- Select the Bill for cancellation
- Select the reason for cancellation from the list
- For Other Reasons, cancellation remarks need to be entered
- Click on Cancel Button to Cancel the Bill.

Cancel

This Contractor Bill will be removed from the system on cancel, please confirm if you want to continue?

Cancel
OK

Contractor Bill

Select	Bill Number	Bill Date	Estimate Number	Work Identification Number	LOA Number	Contractor
<input type="radio"/>	BILL01/win/001	01/04/2016	est/001	win/001	LE/ENG/002	KMC182 - K SAILAJA
<input type="radio"/>	BILL01/win/005	01/04/2016	est/005	win/005	LE/ENG/00005	KMC182 - K SAILAJA
<input type="radio"/>	BILL01/win/004	01/04/2016	est/004	win/004	LE/ENG/00004	KMC182 - K SAILAJA
<input checked="" type="radio"/>	BILL01/win/9999	04/04/2016	est/9999	win/9999	0001	KMC063 - K.Srinivasulu

Contractor bill BILL01/win/9999 has been cancelled successfully.

Close

- Click on Close Button to go back.

Cancel Milestone

Path: **Applications>Works Management>Works Administrator>Cancel Milestone**

Search Milestone

LOA Number

Contractor Name

Work Identification Number

Status APPROVED

Search
Close

- Enter details and Click on Search Button to list.

Milestone Search Result

Select	LOA Number	LOA Date	Agreement Amount (Rs)	Contractor Name	Work Identification Number	View Milestone
<input checked="" type="radio"/>	LE/ENG/00005	02/02/2016	99000.00	KMC182 - K SAILAJA	win/005	View Milestone

Showing 1 to 1 of 1 entries

10 records per page

1

Cancellation Reason *

Cancellation Remarks *

For explaining the cancellation Process

Cancel
Close

- Select the LoA for which milestone required to be cancelled.
- Select the Cancellation Reason
- Add cancellation remarks
- Click on Cancel button

The selected Milestone information will be removed from the system on cancel, please confirm if you want to continue?

Cancel OK

Search Close

Milestone Search Result

Select	LOA Number	LOA Date	Agreement Amount (Rs)	Contractor Name	Work Identification Number	View Milestone
<input checked="" type="radio"/>	LE/ENG/00005	02/02/2016	99000.00	KMC182 - K SAILAJA	win/005	View Milestone

- Confirmation message displayed for user inputs.
- Click on OK button to confirm the cancellation

Milestone cancelled successfully for the estimate number est/005.

Close

- Click on Close Button to go back.

Engineering Works Information Management

Works Progress Register

Path: **Applications>Works Management>Reports>Works Progress Register**

Search Work Progress Register

Admin sanction from date

WIN Code

Department *

ENGINEERING

Admin sanction to date

Contractor code or name

Spill Over Estimate ☐

Search

Close

Line Estimate Search Result

Work Progress Register Report for Department : ENGINEERING
The information in this report is not real time, it provides information of the transactions that happened till 12/06/2016 11:50 PM

S. No.	Ward	Location	Type Of Slum	Beneficiaries	Name Of The Work	WIN Code	Fund	Function	Budget Head	Type Of Work	Sub Type Of Work	Admin sanction authority and date	Admin Sanction Amount(Rs)	Technical sanction Authority and date	Estimate Amount(Rs)	M. Allot
1	Election ward 42		Non slum work	NA	Laying of 200 mm dia. and 100 mm dia. AC Pipe line in Indira Gandhi nagar.	WIN-14042016013247	01 - Municipal Fund	2500 - Storm water Drains	4123103- CWIP-Minor Drains	Strom Water Drains and UGD		Commissioner - S.Ravindra Babu, 09/06/2015	3000000.00	Superintending Engineer - J.Sreenivasulu, 06/11/2015	3000000.00	EPROCUR
2	Election ward 15	Budhavara Peta	Non slum work	NA	Construction of CC Road at A Camp Park Towards Christian Burial Ground at Mantessi	win/004	01 - Municipal Fund	2100 - Roads and Pavement	4123001- CWIP- Concrete Road	Roads, Drains, Bridges and Flyovers	Roads	Commissioner - S.Ravindra Babu, 15/12/2015	99000.00	Executive Engineer - G.Raja Sekhar, 26/12/2015	99000.00	NOMIN

Estimate Appropriation Register

Path: **Applications>Works Management>Reports>Estimate Appropriation Register**

Search Estimate Appropriation Register

Department *	ENGINEERING	Financial Year *	2016-17
As on date *	10/06/2016	Fund *	Municipal Fund
Function *	2100 - Roads and Pavem	Budget Head *	4123001-CWIP-Concrete

Available Balance : 103773000.00

S. No.	Appropriation Number	Appropriation date	Appropriated value	Estimate Number	WIN Code	Name Of The Work	Estimate Date	Estimate Value	Cumulative total	Balance available
1	BAS/00002/2015-16	03/06/2016	99000.00	est/001	win/001	Construction of CC road at A.camp montessori school towards christian burriel ground at d.no.47/1/4/b in w-15	08/12/2015	99000.00	0	105000000.00
2	BAS/00004/2015-16	03/06/2016	99000.00	est/004	win/004	Construction of CC Road at A Camp Park Towards Christian Burial Ground at Mantessi School in Ward -15	05/12/2015	99000.00	99000.00	104901000.00
3	BAS/00005/2015-16	03/06/2016	99000.00	est/005	win/005	Construction of CC Road Opp To Christian burel Ground at DNo 47/1 to Toilet Block near DNo : 47/1-4-B Ward no 15	05/12/2015	99000.00	198000.00	104802000.00
4	BAS/00008/2015-16	03/06/2016	930000.00	est/0008	win/0008	Laying of CC road for the widening portion from kondareddy buruju to old saibaba theatre in W-51	27/07/2015	930000.00	297000.00	104703000.00
5	BAS/C/00008/2015-16	03/06/2016	-930000.00	est/0008	win/0008	Laying of CC road for the widening portion from kondareddy buruju to old saibaba theatre in W-51	27/07/2015	930000.00	1227000.00	103773000.00
6	BAS/00009/2015-16	03/06/2016	930000.00	est/19	win/19	Laying of CC road for the widening portion from Kondareddy Buruju to old saibaba theatre in W-51	21/07/2015	930000.00	297000.00	104703000.00
Latest status									1227000.00	103773000.00

Showing 1 to 6 of 6 entries

10 records per page

Estimate Abstract Report By Department

Path: **Applications>Works Management>Reports>Estimate Abstract Report By Department**

Estimate Abstract Report By Department

Financial Year *	2015-16	Department	Select from below
Line estimate Admin sanction from date	01/04/2015	Line estimate Admin sanction to date	31/03/2016
Scheme	Select from below	Sub scheme	Select from below
Slum Work	<input type="radio"/>	Non Slum Work	<input type="radio"/>
Nature Of Work	Select from below	Spillover works	<input type="checkbox"/>

Search
Close

- Abstract Report Generated Based On Estimate Dates
- Enter relevant data in the optional fields to get the precise summary
- Click on Search Button to Publish the Report.

Estimate Abstract Report By Department Date Range : 01/04/2015 - 31/03/2016
The information in this report is not real time, it provides information of the transactions that happened till 15/06/2016 11:50 PM

Department [®]	Line Estimate [®]	Admin sanctioned estimates [®]	Admin sanctioned amount in crores [®]	Technical sanctioned estimates [®]	LOA Created [®]	Agreement value in crores [®]	Work in progress [®]	Work completed [®]	Bills created [®]	Bill value in crores [®]
ENGINEERING	154	154	18.51	154	38	3.93	134	26	29	1.01

Showing 1 to 1 of 1 entries 10 records per page < 1 >

Download PDF
Download Excel
Close

- Report can be downloaded in PDF or Excel File Format.

Estimate Abstract Report By Type of Work

Path: **Applications>Works Management>Reports>Estimate Abstract Report By Type of Work**

Estimate Abstract Report By Type Of Work

Financial Year * <input type="text" value="2015-16"/>	Department <div style="border: 1px solid blue; padding: 2px;">ACCOUNTS ADMINISTRATION EDUCATION ENGINEERING</div>	
Type Of Work <input type="text" value="Select from below"/>	Sub Type Of Work <input type="text" value="Select from below"/>	
Line estimate Admin sanction from date <input type="text" value="01/04/2015"/>	Line estimate Admin sanction to date <input type="text" value="31/03/2016"/>	
Scheme <input type="text" value="Select from below"/>	Sub scheme <input type="text" value="Select from below"/>	
Slum Work <input type="radio"/>	Non Slum Work <input type="radio"/>	
Nature Of Work <input type="text" value="Select from below"/>	Spillover works <input type="checkbox"/>	

- Abstract Report Generated Based On Estimate Dates
- Enter relevant data in the optional fields to get the precise summary
- Click on Search Button to Publish the Report.

Estimate Abstract Report By Type Of Work Date Range : 01/04/2015 - 31/03/2016, Departments : ENGINEERING
The information in this report is not real time, it provides information of the transactions that happened till 15/06/2016 11:50 PM

Type Of Work	Sub Type Of Work	Department	Line Estimate	Admin sanctioned estimates	Admin sanctioned amount in crores	Technical sanctioned estimates	LOA Created	Agreement value in crores	Work in progress	Work completed	Bills created	Bill value in crores
Roads, Drains, Bridges and Flyovers		ENGINEERING	74	74	8.18	74	9	0.88	68	8	9	0.44
Strom Water Drains and UGD	SWD	ENGINEERING	1	1	0.01	1	1	0.01	0	1	1	0.01
Water Works		ENGINEERING	1	1	0.01	1	1	0.01	0	1	1	0.01
Roads, Drains, Bridges and Flyovers	Roads	ENGINEERING	4	4	0.12	4	4	0.10	1	3	4	0.07
Buildings		ENGINEERING	9	9	1.02	9	3	0.48	6	3	3	0.12
Solid Waste Management		ENGINEERING	4	4	0.62	4	1	0.01	3	1	1	0.01
Land Development (civil works)		ENGINEERING	4	4	0.35	4	0	0.00	4	0	0	0.00
Strom Water Drains and UGD		ENGINEERING	57	57	8.19	57	19	2.45	52	9	10	0.35

Showing 1 to 8 of 8 entries

 records per page

- Report can be downloaded in PDF or Excel File Format.